

 Solidatus

Luxury fashion house automates ESG reporting

 rtecha

How a global luxury fashion house with a cosmetics line is using Solidatus to map its environmental impact and automate its climate report.

The challenge

To comply with regulations relevant to its manufacturing activities, a global luxury fashion house with a cosmetics line has been required since 2020 to produce both its Climate Report, and report on its carbon footprint. This involves collating data on greenhouse gas emissions, water use and waste from 450 individual sites, as well as upstream and downstream supply chains, to create 240 key data points.

These data points are then used to calculate Key Performance Indicators (KPIs) for its Climate Report which is an onerous and complex challenge. For each report, it has been collating information about people, processes and systems in a series of large Excel spreadsheets – these are challenging to analyze, and difficult to interpret or use to define action points.

The company needed to find a way to streamline and automate its processes, and track progress throughout the year, so it could make adjustments if it was in danger of missing its targets. This is why it came to work with our partner, Ortecha, to help automate its Climate Report, part of its ESG (Environmental, Social, and Governance) reporting suite.

Ortecha identified a series of data automation opportunities by group

Using our multidimensional data mapping functionality, Ortecha was able to show the company the hidden connections in the data used for their Climate Report and the key data points that could be fed into an automated process, as described in the section below.

General data	Refrigerated replenishment
Building certifications	Water and wastewater
Total waste including end of life unsold products	Paper
Waste type by treatment	Green investments
Waste reduction	Purchased renewable energy
Utility	Self-generated renewable electricity
Other consumption	Business travel

Key benefits

Simple to implement, interpret and extend, Solidatus is an intuitive and innovative metadata management solution. By building a living blueprint of your organization's data within our software, you can develop and tailor systems that are compliant by design, simplifying the adherence to regulations through a smart, dynamic process.

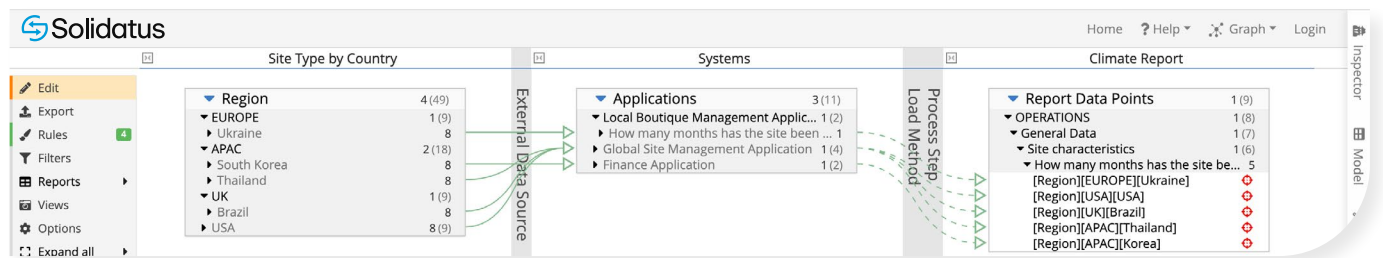
Using our software, Ortecha did a clear analysis of the company's Climate Report data. Explained in more detail in the section below, this resulted in:

- The automation of key data points.
- Increased frequency of the Climate Report publication.
- Improved efficiency of the report production.
- Reduced risk of missing a target and the associated reputational damage.
- A road map for implementing improvements.

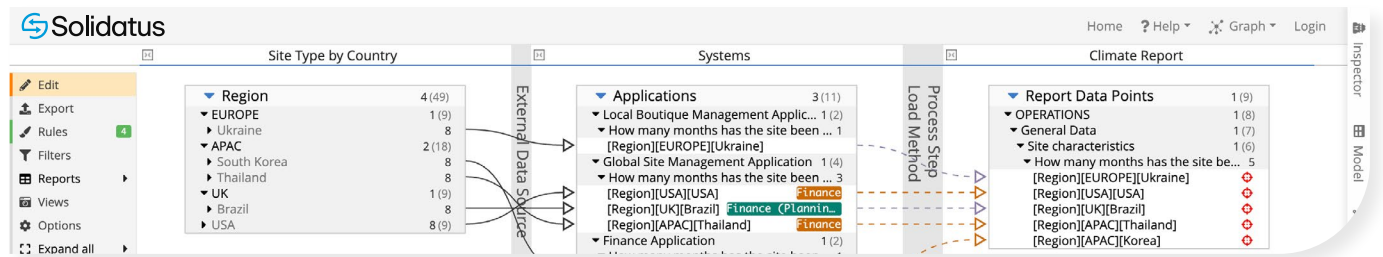
How Ortecha used the Solidatus solution

Ortecha used our powerful data lineage functionality to structure and explore the contents of the company's many Excel spreadsheets. They created a Solidatus model with six layers, connecting each Climate Report KPI with the applications and data sources used to supply the information. Once key data points were defined, they were input into a calculation tool, with data flowing from its source either automatically or manually. The calculated output data was then fed into the final report.

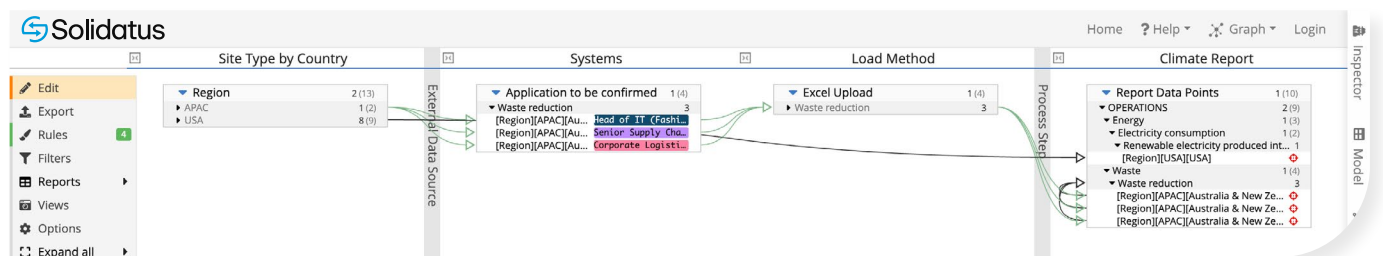
At the points where data was manually input into the calculation tool, Ortecha identified applications that were able to capture the information and then automatically send the data into the calculation tool, resulting in the automation of those data points.



Using this model, they were able to show – for each KPI – the sources of data by application and the number of regions using each source. Once authoritative sources had been confirmed, Ortecha could show which regions needed to adopt data from an authoritative source and reduce the overall number of applications needed.



Ortecha tagged transitions between layers of the model to show automated and manual data flows. This allowed the identification of the applications and regions with the largest number of manual data flows so that their automation could be prioritized.



Ortecha also used a filter to show KPIs for which no data was being sourced, or where data was being manually maintained outside official applications (for example, a paper invoice in a filing cabinet). They could then compile a list of requirements for data sourcing.

Get in touch

As data flows through an organization, it leaves a trace. Over time a map can be drawn of its journey – we call this its lineage. Business knowledge combined with data lineage gives you a simpler, quicker and better route to implement change. Ortecha is a consultancy dedicated to helping companies better manage their data.

Solidatus' award-winning software helps Ortecha visually translate and analyze large volumes of data to explain complex findings to clients in engaging and simple ways.

Find out how we can help *you* deliver on your reporting and regulatory obligations.

Solidatus

T: +44 20 4566 6080

E: hello@solidatus.com



Ortecha

T: +44 20 8798 3637

E: enquiries@ortecha.com



Founded in 2010 with the simple mission to help organizations manage their data, Ortecha is one of Solidatus's most trusted, reliable and forward-thinking partners. We have worked with them on a number of projects and are relishing the opportunity to work on more like this one.

“ By building a living blueprint of the client's Climate Report key data points, the company can now get snapshots of its environmental impact reporting on demand. To date, Ortecha has brought 68% of these data points into its automation processes with the remaining 32% scheduled for analysis and future automation. Such stats demonstrate how this significantly reduces the risks of missing a target and the associated reputational damage.

Daniel Bedford, Lead Consultant at Ortecha